

DATA SHEET

## DOLLY | D 10.101-C-DL





figure: DOLLY D 10.101-C-DL

The **DOLLY D 10.101-C-DL** was designed, constructed and built to **transport pallets and containers** of different formats.

The maximum **permitted load is 7000 kg**. Several dollies can be connected to each other using tongues and draw bars.

# FAST MOUNTING EASY OPERATING SAFETY WORKING



**length (tongue above)**

4300 mm

**length (tongue below)**

5420 mm

**width**

2660 mm

**height**

520 mm

**max. driving speed**

30 km/h

**total weight**

8320 kg

**own weight**

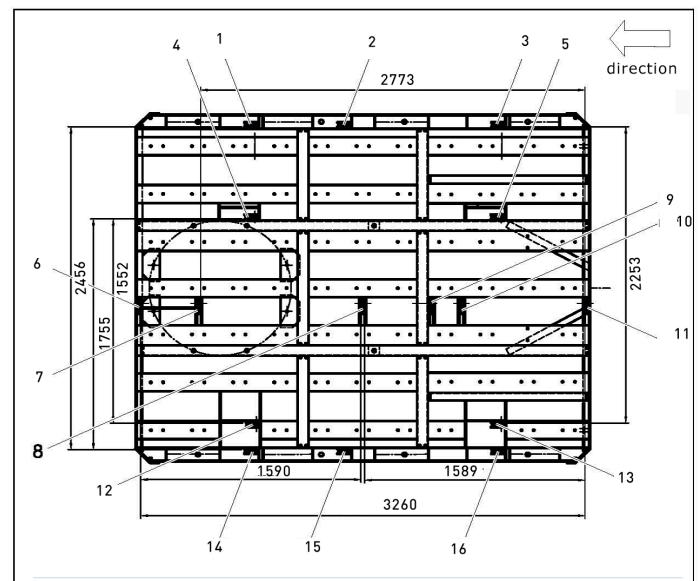
1320 kg

**max. permitted load**

7000 kg

**permitted loading unit**

LD 1, 2xLD 2, 2xLD3, 2xLD4, LD6, LD 7, LD 8,  
LD 9, LD 11, ABU, AXY, AMJ, Palette 96''x108''



## Legend

stopper with wind catcher

- 1, 2, 3, 4, 5

- 12, 13, 14, 15, 16

stopper basic

- 6, 7, 8, 9, 10, 11

## CONTACT

sales airport ground support equipment

T: +49 34636 714-0

F: +49 34636 714-9

WEBSITE

